



# Parts Information

Series Buttonholing Machine

Model LBH-1796A

Issue No. A15P-030

Issued by Sales technical dept.

Data of issue May/01/2017

New Parts Number

Replaced

Discontinue

Other

## Option setting of carrier sub table kit for LBH-1796

### 【Models】

•LBH-1796A

### 【Description】

A sub table is newly provided as an optional kit, which is designed to accurately convey the sewing materials during a lock stitch buttonhole sewing for large sewing materials.

The parts to be orders are as follows.

	Parts to be ordered
P/N	40164861
Part name	SUB_TABLE_KIT
Reference	
Remarks	<p>One sub table C per one kit</p> <p>When sewing both men's and women's clothing, the table kits for both men and women are needed.</p>

### Component part

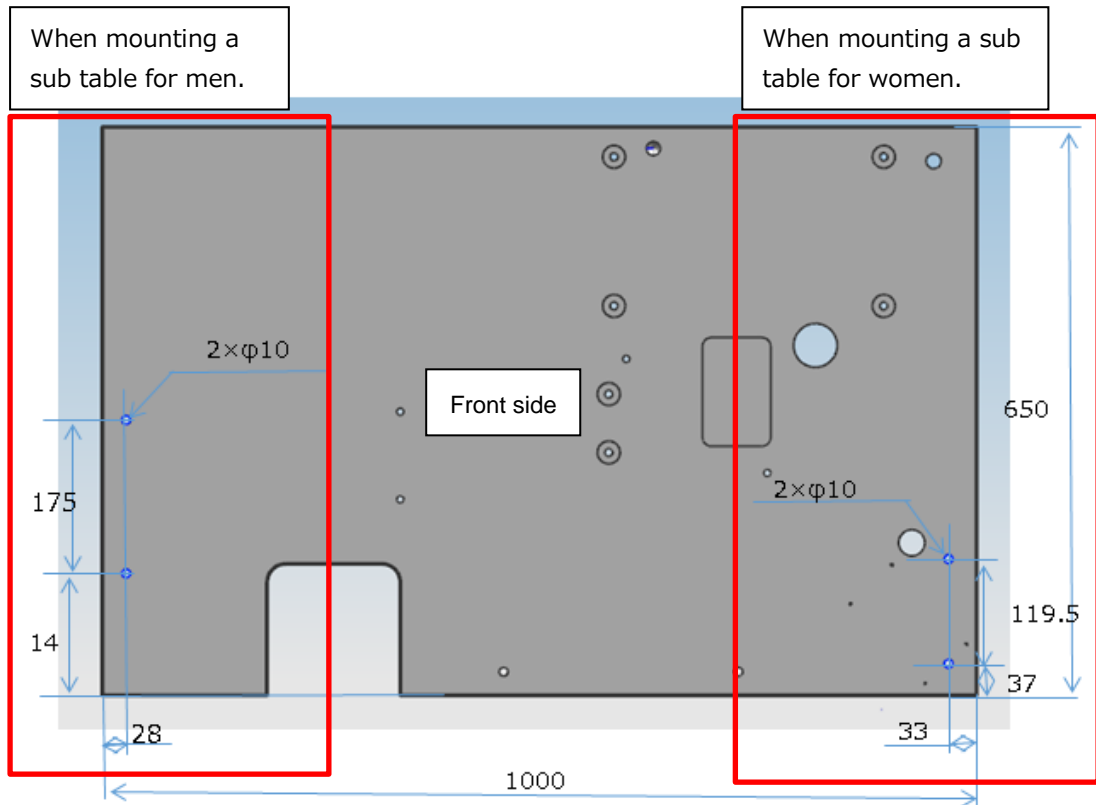
	Component part			
P/N	40164817	40152579	40152574	SL6040892TN
Part name	SUB_TABLE_C	SUB_TABLE_A_SUPPORT_PLATE_B	SUB_TABLE_A_MOUNTING_BASE_B	SCREW M4 L=8
Remarks	1pc	2pcs	2pcs	8pcs

	Component part			
P/N	WP0450801SC	SM6087002TN	WP0852086SC	NM6080001SC
Part name	WASHER 4.5X10X0.8	SCREW M8 L=70	WASHER M8	NUT M8X1.25 TYPE1
Remarks	2pcs	2pcs	4pcs	2pcs

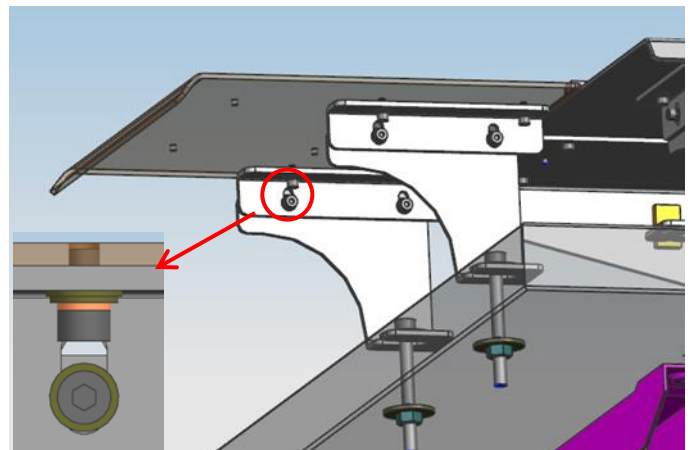
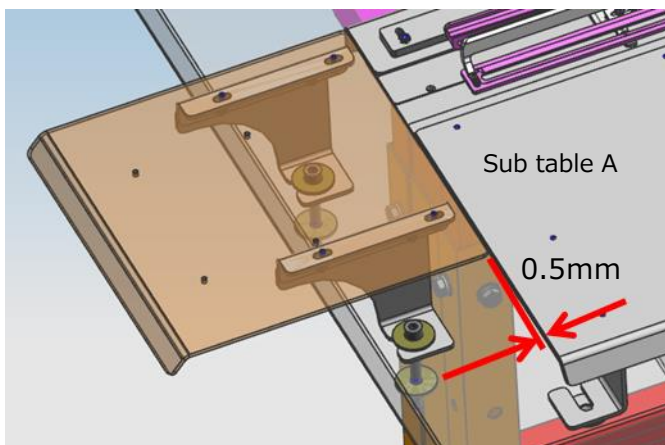
【Mounting procedures】

When mounting the sub table C, additional processing is needed to the table (40153015).

Execute processing at the position indicated in the figure below.

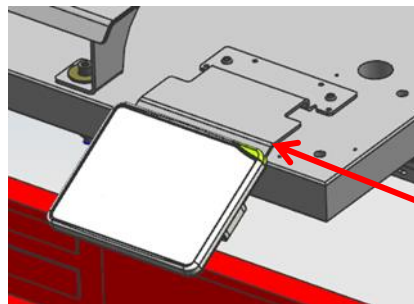
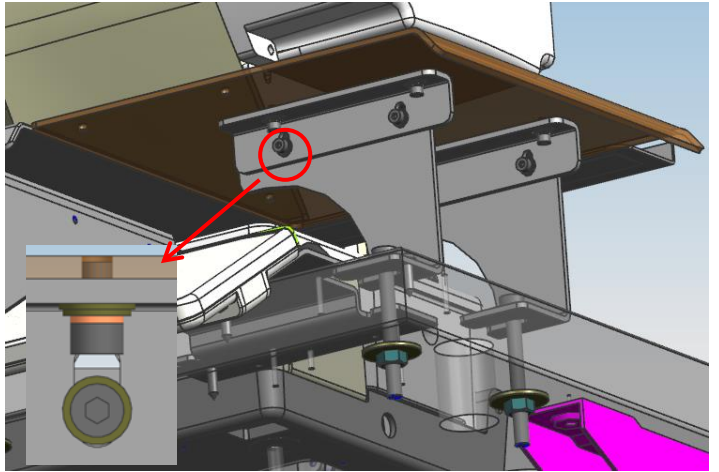
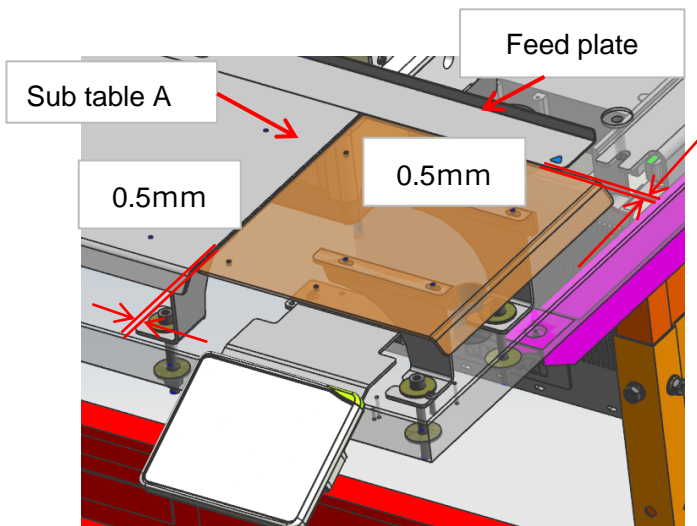


<Mounting on the left side (for men)>



A clearance of approx. 0.5mm is needed between the sub table A and the feed plate.

<Mounting on the right side (for women)>



Panel mounting plate  
(Included in the accessories  
: Part No. 40154496)

A clearance of approx. 0.5mm is needed between the sub table A and the feed plate.

To improve the operability of the panel, it is recommended to purchase the panel mounting plate together.

E.O.F.