
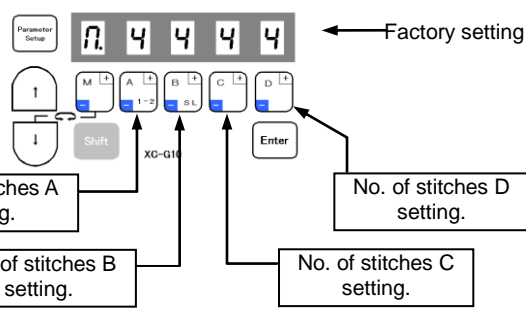
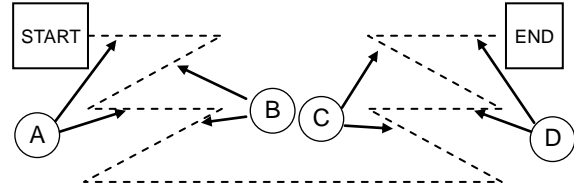


No. of tacking stitches setting mode

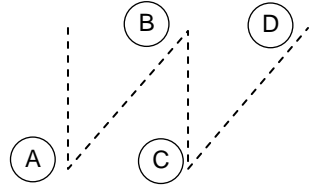
When the [↑] key is turned ON again,  will display above the [M] key indicator, and the No. of stitches can be set.]



(1) When the except pattern No.4



(2) When the pattern No.4 (continuous tack stitching)



Each setting value can be changed from 0 to 9 stitches, A,B,C,D,E,F stitches.

- 'A' means 10 stitches
- 'B' means 11 stitches
- 'C' means 12 stitches
- 'D' means 13 stitches
- 'E' means 14 stitches
- 'F' means 15 stitches