



Optional Parts

PS-800 Series

Optional products catalog

JUKI

JUKI Smart Solutions



Proposal of optional items exclusively for PS-800 to further improve productivity and sewing quality



Target
Models

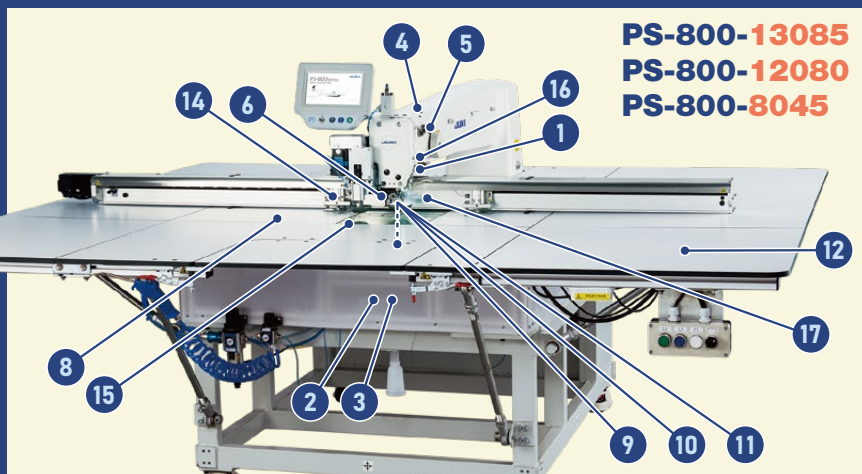
PS-800-13085
PS-800-12080
PS-800-8045

PS-800-3830
PS-800-2850

PS-800 Series

Optional Parts

Reduce waste and increase productivity with the abundant options of the PS-800 series!



Compatibility table for each model

	Part Name	Part Number	13085				12080				8045				3830			2850
			S Spec	H Spec	Rotary knife	Laser	S Spec	H Spec	Rotary knife	Laser	S Spec	H Spec	Rotary knife	Laser	S Spec	H Spec	Rotary knife	S Spec
1	Active tension device	40228700	○	○	○	○	○	○	○	○	○	○	○	○	○	○	○	—
2	BK-8 Bobbin changer device	40228699	○	○	○	○	○	○	○	○	○	○	○	○	—	—	—	—
3	Bobbin Thread Remaining Detector	40228698	○	○	○	○	○	○	○	○	○	○	○	○	—	—	—	—
4	Bird's nest prevention device	40228695	○	○	○	○	○	○	○	○	○	○	○	○	—	—	—	—
5	Third thread tension unit	40228696	○	★	○	○	○	★	○	○	○	★	○	○	○	★	○	—
6	Pen stick asm.	40228686	○	○	○	○	○	○	○	○	○	○	○	○	—	—	—	—
7	Thick material kit	40228701	○	★	○	○	○	★	○	○	○	★	○	○	○	★	○	—
8	Template lift device	40239772	★	★	★	★	★	★	★	★	○	○	○	○	—	—	—	—
9	Plastic bobbin for 2-fold hook	Blue 40244784	○	○	○	○	○	○	○	○	○	○	○	○	○	○	○	—
		Red 40245125																
		Yellow 40245137																
	Plastic bobbin for standard hook	Blue 40244783	—	—	—	—	—	—	—	—	—	—	—	—	—	—	—	○
		Red 40245124																
		Yellow 40245136																
10	Needle guard hook	40273423	○	○	○	○	○	○	○	○	○	○	○	○	○	○	○	—
11	Counter knife reinforcing plate for heavy weight	40269240	—	○	—	—	—	○	—	—	—	○	—	—	—	○	—	—
12	Fabric Vacuum Function	For 8045 40228476	—	—	—	—	—	—	—	—	○	—	○	○	—	—	—	—
		For 3830 40286900	—	—	—	—	—	—	—	—	—	—	—	—	○	—	○	—
		For 2850 40275338	—	—	—	—	—	—	—	—	—	—	—	—	—	—	—	○
13	Chucking device	40286901	—	—	—	—	—	—	—	—	—	—	—	—	○	○	○	—
14	Barcode reader	40235194	○	○	○	○	○	○	○	○	○	○	○	○	—	—	—	—
15	Moving Knife for knit materials	40243631	—	—	○	—	—	—	○	—	—	—	○	—	—	—	○	—
16	Thread Guide	40301898	○	○	○	○	○	○	○	○	○	○	○	○	○	○	○	○
17	Inverter Clamp	For 8045 40300389	—	—	—	—	—	—	—	—	○	○	○	○	—	—	—	—
		For 3830 40300388	—	—	—	—	—	—	—	—	—	—	—	—	○	○	○	—
		For 2850 40300668	—	—	—	—	—	—	—	—	—	—	—	—	—	—	—	○

Options marked with ★ are equipped as standard.





Quality improvement

1 Active tension device

Part Number: 40228700

The active tension device can change the needle thread tension electrically. For the needle thread tension setting linked to the thickness of the cloth and the thread tension setting that changes according to the sewing direction, it is possible to input the tension value for each stitch from the panel.



Watch
the video
here



Productivity improvement

Safety improvement

2 BK-8 Bobbin changer device

Part Number: 40228699


The BK-8 bobbin changer device automatically changes pre-set bobbin cases, saving operators the trouble of changing bobbins and increasing the production efficiency. Up to 7 spare bobbins can be set in the cassette.



- One cassette for BK-8 is included. The bobbin and bobbin case are not included.

By additionally using the separately sold spare cassette, further improvement in production efficiency can be expected. We recommend purchasing the item on the right at the same time when buying the BK-8.

Part Name	Part Number	Qty.
Spare Cassette	40207417	1
Bobbin Case	40225489	14
Bobbin	40225494	14



Quality improvement

Productivity improvement

Safety improvement

3 Bobbin Thread Remaining Detector

Part Number: 40228698


The bobbin thread remaining detector detects the remaining amount of bobbin thread with a sensor and you can stop the sewing machine at the specified amount before the bobbin thread runs out. Furthermore, by using it in combination with a bobbin changer, you can change the bobbin automatically. Therefore, operators can work without worrying about the remaining amount of bobbin thread.

- A special bobbin case (Part number: 40237773) is required.



Watch
the video
here






Quality improvement

4 Bird's nest prevention device

Part Number: 40228695

The bird's nest prevention device is installed on the machine head as a retrofit option to reduce the bird's nest on the back of the material by drawing the needle thread at the beginning of sewing.



Quality improvement

5 Third thread tension unit

Part Number: 40228696

By turning ON/OFF the third thread tension unit, it is possible to add needle thread tension to the existing tension and change the tension in the sewing multi-layered part or the sewing direction.

Watch
the video
here



Quality improvement

Productivity improvement

6 Pen stick asm.

Part Number: 40228686

The pen stick asm. is a device that writes the sewing standard on the sewing material with a pen using the XY feeding mechanism. It can also be used for positioning in the next process.

Watch
the video
here




Quality improvement

7 Thick material kit

Part Number: 40228701

A thick material kit is a set of gauge parts for sewing thick materials. It is a set of intermediate presser D = 3.5, thread tension controller (assembly) (thick), needle hole guide D = 3.0, counter knife (thick), and hook (thick). Normally, this set is required when changing from an S spec sewing machine to an H spec one.

Watch
the video
here



Productivity improvement

Safety improvement


8 Template lift device

Part Number: 40239772

The template lift device is a device that lifts and supports the template from under the table so that the template can be easily inserted into the clamp.

• For PS-800-13085 and PS-800-12080, it is standard equipment.





Quality improvement

Productivity improvement

9 Plastic bobbin

Part Number:

40244784 (Blue) For 2-fold hook
40245125 (Red) (For PS-800-13085, PS-800-12080,
40245137 (Yellow) PS-800-8045, PS-800-3830)

.....
40244783 (Blue) For standard hook
40245124 (Red) (For PS-800-2850)
40245136 (Yellow)

Plastic bobbins are lighter than aluminum or steel, which reduces thread bending after intermittent stitching and thread trimming. In addition, the needle thread tension at the beginning of sewing is also reduced, making stitching more stable. Furthermore, there is almost no rubbing inside the bobbin case, so it is as durable as aluminum or iron. A total of 3 colors are available, which is useful when managing the yarn count.




Quality improvement

Productivity improvement

11 Counter knife reinforcing plate for heavy weight

Part Number: **40269240**

The counter knife reinforcing plate for heavy weight is a component that prevents thick threads from escaping between the moving knife and the counter knife due to elastic deformation of the counter knife when cutting thick threads. By preventing the elastic deformation of the counter knife, the moving knife and the counter knife are in close contact, enabling stable cutting of thick threads.



Quality improvement

Productivity improvement

10 Needle guard hook

Part Number: **40273423**

The needle guard hook can prevent stitch skipping by maintaining a constant gap between the needle and the hook blade point with the needle guard.

In addition, since the hook blade point is prevented from contacting the needle, it is expected to have the effect of extending the life of the hook blade point.



Quality improvement

Productivity improvement

12 Fabric Vacuum Function

Part Number: **40228476** (For PS-800-8045)
40286900 (For PS-800-3830)

The vacuum device is installed under the table, making it easy to set sewing materials. It especially helps set soft and light materials. By devising the shape of the template, the process of folding the edge of a pocket, etc. can be facilitated.

Setting
the materialSuctioning
the material


Quality improvement

Productivity improvement

13 Chucking device

Part Number: **40286901**

The template is precisely positioned and firmly fixed by the chucking device. You can prevent the template from being damaged due to template setting mistakes.



Productivity improvement


Safety improvement

14 Barcode reader

Part Number: **40235194** (For PS-800-13085, PS-800-12080, PS-800-8045)

The barcode reader can read the barcode pasted on the specified position of the template and call the sewing data of the template. Therefore, it is possible to eliminate human error such as erroneous recall of sewing data.

- Retrofitting is required if the country is not RFID certified.



Quality improvement

15 Moving Knife for knit materials

Part Number: **40243631**

The moving knife for knit materials (soft and stretchy materials). It is effective when applying more pressure to the knife for knit materials and so on. Even when the knife pressure is doubled, it has more than twice the durability compared to standard moving knives.



Quality improvement

16 Thread Guide

Part Number: **40301898**

This thread guide is designed to bend the thread as it passes through, increasing resistance in the thread path. This allows the main thread tension to be set lower, helping to prevent thread breakage and balloon stitch. It can be installed on all models of the PS-800 series.



Quality improvement

Productivity improvement


Safety improvement

17 Inverter Clamp

Part Number: **40300389** (For PS-800-8045), **40300388** (For PS-800-3830), **40300668** (For PS-800-2850)

The inverter clamp is suitable for perimeter sewing when attaching parts such as labels and hook-and-loop fasteners (Velcro). It adopts a retractable presser, allowing for sewing close to the needle entry point, ensuring the material does not shift and enabling uniform and stable edge stitching around the perimeter.

- Templates are not included with the product.
- For models with a rotary knife device, please remove the rotary knife device. The rotary knife device and the inverter clamp cannot be installed simultaneously.



Watch the video here



JUKI

JUKI CORPORATION
SEWING BUSINESS UNIT

2-11-1, TSURUMAKI, TAMA-SHI, TOKYO 206-8551, JAPAN

PHONE: (81) 42-357-2360 FAX: (81) 42-357-2380

<https://www.juki.co.jp/en>

- Specifications and appearance are subject to change without prior notice for improvement.
- Read the instruction manual before putting the machine into service to ensure safety.