

NA-P1510
NA-P3020

Computer-controlled Cycle Machine with Input Function



NA-P1510HSSZF-AAP



NA-P3020HSSZKSF-AA4P

WHEN YOU PLACE ORDERS

Please note when placing orders, that the model name should be written as follows:

NA-P1510

Machine head

Sewing area	Code	Application	Code	Feeding frame type	Code	Applicable model
X: 150mm Y: 100mm	1510	Medium- to heavy-weight	H	Motor-driven feeding frame	S	NA-P1510

NA-P1510HSSZF-□□P

Stitch type	Code	Pedal switch	Code	Destination	Code	Accessories	Code
With thread clamp device	S	2-pedal unit	F	General export	A	Standard	A
				Singapore	F	Singapore	F

Control box

Power Supply	Code	Destination	Code	Accessories	Code
Single-phase 200~240V	K	General export	A	Standard	A

MC705□-AA4D

NA-P3020

Machine head

Sewing area	Code	Application	Code	Feeding frame type	Code	Applicable model
X: 300mm Y: 200mm	3020	Medium- to heavy-weight	H	Monolithic feeding frame	S	NA-P3020

NA-P3020HSSZ□S□-□A4P

Stitch type	Code	Power supply	Code	Pedal switch	Code	Destination	Code
With thread clamp device	S	Single-phase 200~240V	K	2-pedal unit	F	General export	A
						Singapore	F



JUKI CORPORATION
SEWING MACHINERY & SYSTEMS BUSINESS UNIT
2-11-1, TSURUMAKI, TAMA-SHI, TOKYO 206-8551, JAPAN
PHONE: (81) 42-357-2383 FAX: (81) 42-357-2274

JUKI TECHNOSOLUTIONS CORPORATION
NAGOYA OFFICE
1-1801, KAMIYASHIRO, MEITO-KU, NAGOYA-SHI, AICHI 465-0025 JAPAN
PHONE: (81) 52-772-6412 FAX: (81) 52-772-6420

• Specifications and appearance are subject to change without prior notice for improvement.
• Read the instruction manual before putting the machine into service to ensure safety.
JULY, 2024 Printed in Japan(TN)


NA-P1510, NA-P3020

Two areas are available for NA-P series.


The two models in the NA-P series are equipped with a medium-sized area suitable for decorative sewing of small items.



Sewing area



Sewing area



The cycle machine achieves an improved seam quality, increased productivity and easier operation.

The machine not only achieves higher productivity due to instantaneous increases/decreases in sewing speed at the beginning/end of sewing and increased speed of thread trimming, but also achieves a flexible responsiveness to materials to promise enhanced seam quality due to JIN's unique active tension and programmable intermediate presser.

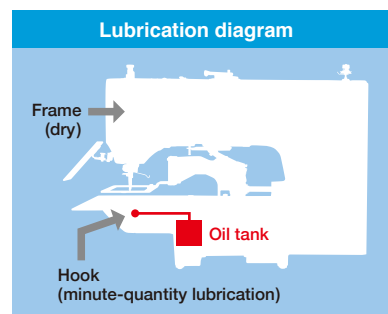
Active tension

Market-proven active tension has been introduced to the needle thread tension controller. With the active tension, pinpoint changes in the needle thread tension during sewing are enabled. Therefore the needle thread tension can be set in conjunction with the material thickness and can be corrected according to the direction of sewing on a stitch-by-stitch basis through the operation panel. Since the needle thread tension is reproducible, supporting a wide range of sewing conditions, the time required for setup changing upon process changeover can be reduced.



Semi-dry head

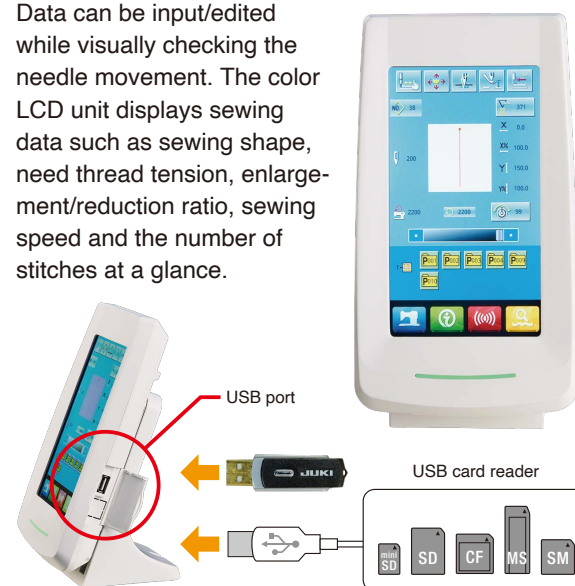
The frame (needle bar unit and thread take-up unit) is lubricated with grease, and the hook is supplied with a minute quantity of oil from the oil tank. JIN's advanced dry technology protects your products from being stained with oil.



NA-P Series

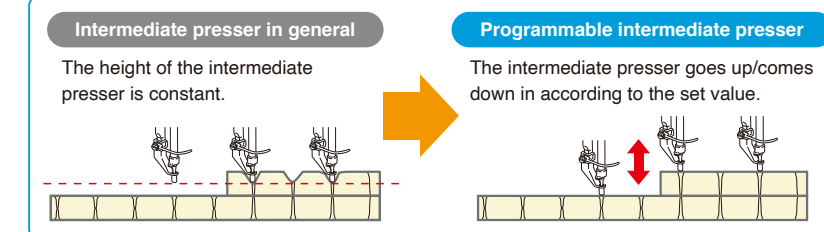
Operation panel provided with programmable functions

The large-sized LCD touch panel, which has been developed to ensure ease of operation, dramatically increases efficiency in edit work. The touch panel offers market-proven ease of operation. It is provided with a wide screen and programmable functions. Data can be input/edited while visually checking the needle movement. The color LCD unit displays sewing data such as sewing shape, need thread tension, enlargement/reduction ratio, sewing speed and the number of stitches at a glance.



Programmable intermediate presser

To support the sewing of multi-layered parts of materials, the lower dead point height of the intermediate presser can be changed steplessly during sewing (standard: 0~3.5mm; maximum: 0~7.0mm). The intermediate presser will now be able to hold the material without fail, thereby preventing troubles in sewing, such as stitch skipping and thread breakage. Furthermore, flaws on the sewing product are prevented by maintaining the intermediate height as desired according to the material thickness. (The intermediate presser stroke is adjustable between 0 and 10mm.)



Improvement of seam quality

The position of the feed can be checked during sewing by means of the encoder-controlled X-Y drive stepping motor. This remarkably improves accuracy of the feed. As a result, deformation of a sewing pattern which is likely to occur when sewing at a high speed or sewing a heavy-weight material is significantly reduced.



OPTION Bar code reader (Asm.) for NA-P3020: No.40298614

SPECIFICATIONS

Model name	NA-P1510HS	NA-P3020HS
Sewing area	X: 150mm Y: 100mm	X: 300mm Y: 200mm
Application	Medium- to heavy-weight	
Max. sewing speed	2,800 sti/min*	
Feeding frame type	Monolithic feeding frame Motor-driven feeding frame (lifting amount: 25mm)	Monolithic feeding frame Pneumatic feeding frame (lifting amount: 30mm)
Stitch length	0.1~12.7mm (0.05mm step)	
Needle bar stroke	41.2mm	
Lift / Stroke of the intermediate presser	Lifting amount: 20mm / Stroke: Standard 4mm (0~10mm)	
Variable lower position of the intermediate presser	Standard 0~3.5mm (max. 0~7.0mm)	
Needle thread tension	Active tension (electronic thread tension control mechanism)	
Needle	DPx17 (#18)	
Thread	#50~#2	
Hook	Double-capacity shuttle hook	
Lubrication	Semi-dry / hook section: minute-quantity lubrication (tank system)	
Lubricating oil	JUKI New Defrix Oil No.2 (equivalent to ISO VG32)	
Compressed air / Air consumption	—	
Power requirement	0.35~0.4 (max. 0.55) MPa, 1.8dm ³ /min (ANR) Single-phase 200V-240V	

*sti/min is the abbreviation for "stitches per minute"