







**M932/KH/DJ10, KH/DJ21, AT/DJ23, AT/DJ33 : Safety stitch machine**

Seam	Application	Fabric weight	Subclass	No. of needles	No. of threads	Needle space (mm)	Overedge width (mm)	Device type	Max.stitch length (mm)	Diff. feed ratio	Presser foot lift (mm)	Max. speed (sti/min)	Needles	Accessories
①	Plain seaming	Medium	M932-38	2	5	3	4	KH/DJ10 KH/DJ21 AT/DJ23 AT/DJ33	3.7	0.7-1.7	5.5	7,000	DCx27 #14(90)	 * Except AT5F/DJ33
			M932-44											
			M932-70											
		Heavy	M932-86			5	6	KH/DJ10 KH/DJ21 AT/DJ23 AT/DJ33	5.3	0.6-1.3	7	5,500	DCx27 #21(130)	
			Extra heavy											
②	3-needle seaming	Medium	M932-355	3	6	3 + 2	4	KH/DJ21 AT/DJ23 AT/DJ33	3.7	0.7-1.7	5.5	6,000	DCx27 #11(75)	 * Standard on KH7A & KH7B only
③			5 + 2.5			3.5	AT/DJ23 AT/DJ33							
			5 + 2			3								

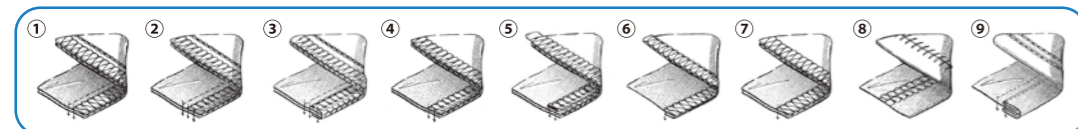
**M952/KS/DJ10, KS/DJ22, AT/DJ23, AT/DJ33 : Overedger**

Seam	Application	Fabric weight	Subclass	No. of needles	No. of threads	Needle space (mm)	Overedge width (mm)	Device type	Max.stitch length (mm)	Diff. feed ratio	Presser foot lift (mm)	Max. speed (sti/min)	Needles	Accessories						
④ ⑤	Attaching tape	Light to medium	M952-13	2	4	2	4(5)	KS/DJ22 AT/DJ23 AT/DJ33	3.7	0.7-1.7	6	7,000	DCx27 #9(65)	 * Except AT5F/DJ33						
		Medium to Heavy	M952-13H				7													
⑥	turn down hemming	Light	M952-16S2	1	3	-	1.5	AT/DJ23 AT/DJ33	5.5	-	7,000	DCx27 #11(75)								
⑦		Light to medium	M952-17				4							KS/DJ10 KS/DJ22 AT/DJ23 AT/DJ33	DCx27 #9(65)					
④	Plain seaming	Extra heavy	M952-23B	2	4	2	2.5	AT/DJ23 AT/DJ33	2.7	1.2-3.5	7	6,500	DCx27 #14(90)	 * Standard on KSTC & KS7E only						
④ ⑤		Light to medium	M952-52				4(3)(5)								KS/DJ10 KS/DJ22 AT/DJ23 AT/DJ33	3.7	0.7-1.7	6	7,000	DCx27 #9(65)
		Medium to Heavy	M952-52H				4(5)													
⑧	Butt-end sewing	Light to medium	M952-90	1	2	-	6	AT/DJ23 AT/DJ33	6.2	-	3	5,000	DCx27 #14(90)							

**M922/AT/DJ33 : Double chainstitch machine**

Seam	Application	Fabric weight	Subclass	No. of needles	No. of threads	Needle space (mm)	Overedge width (mm)	Device type	Max.stitch length (mm)	Diff. feed ratio	Presser foot lift (mm)	Max. speed (sti/min)	Needles	Accessories
⑨	Attaching tape	Light to medium	M922-02	2	4	5	-	AT/DJ33	3.7	0.7-1.7	3.5	6,000	DCx27 #14(90)	

KS\*\* or KH\*\*/DJ10, KH\*\*/DJ21, KS\*\*/DJ22 : Pneumatic type thread chain cutter device, PL device, and LC device.  
 AT7F/DJ23 : Pneumatic type automatic tape cutter device, PL device, and LC device. AT5F/DJ33 : Electric type automatic tape cutter device, and PL device



Manufactured by

**PEGASUS**® <https://www.pegasus.co.jp/en/>  
**PEGASUS CO., LTD.**

5-7-2 Sagisu Fukushima-ku, Osaka 553-0002 Japan  
 TEL : +81-6-6458-4739 FAX : +81-6-6454-8785

©2021 PEGASUS CO., LTD. © Catalog No.103149J Produced April 2023.

Supplied by

**JUKI** <https://www.juki.co.jp/en/>  
**JUKI CORPORATION** SEWING MACHINERY & SYSTEMS BUSINESS UNIT

2-11-1, Tsurumaki, Tama-shi, Tokyo 206-8551, Japan  
 PHONE : (81) 42-357-2370 FAX : (81) 42-357-2274

APRIL, 2023 Printed in Japan(TN)

**JUKI Smart Solutions**

Innovation with our Best Global Support



# M900/DJ Series

DJ10, DJ21, DJ22, DJ23




M900/DJ20

## Smart Devices

### The cover sensor unit and cover microswitch unit

The cover sensor unit and cover microswitch unit that detect 1, 2 and 3 (shown below) are closed tightly during sewing, thereby preventing the sewing machine from starting up unexpectedly.



1. Eye guard with an open/close sensor


2. Cloth plate cover with an open/close microswitch

3. Presser foot arm with an open/close sensor

## Operation panel and control box are integrated with the machine head

The energy-saving and highly efficient servomotor is installed in the direct-drive style.

The sewing machine quickly starts up and stops with increased accuracy, thereby demonstrating improved responsiveness.




### USB port

The USB port is standard on the control panel and you can easily upgrade the software. The M900/DJ has another one USB port for charging a smartphone, etc.

## Automatic thread trimmer with a material sensor

The M900/DJ Series of sewing machine is provided as standard with the side cutter with 2-point material sensor (DJ21,22) and the Chain-off the thread trimming device with a 3-point material sensor (DJ23). Under the full-automatic mode, the material sensor detects the presence / absence of the material to prevent the operator from erroneously operate the side cutter etc. In addition to the full-automatic mode, the manual mode and the semi-automatic mode can be selected.



3-point material sensor

## Operator fatigue reduction ( LED light ) Standard equipment with all series

For the LED light, the improved toning function with two additional colors (white / light bulb color) is provided. Illuminance of the LED light is adjustable in five levels. This LED light helps reduce the operator's eye fatigue who is engaged in sewing work for a long time.

### Standard Device

#### **KH** Flat type vacuum thread chain cutter

The suction inlet is positioned behind the needle plate horizontally.

#### **KS** Vertical type vacuum thread chain cutter

The suction inlet is positioned vertical to the needle plate.

#### **SC** Needle thread releasing device

The thread chain becomes thinner, so the thread chain can be cut smoothly.

#### **AT** Automatic tape cutter

The cutter knife automatically descends to cut a tape and /or thread chain when the sensor detects the edge of the fabric.

#### **PL** Presser foot lift

Pressing the treadle with your heel raises the presser foot.

#### **LC** Pneumatic lint collector

This pneumatic device strongly sucks up cutting waste and fine dust generated during sewing.

Model	<b>KH</b>	<b>KS</b>	<b>AT</b>	<b>SC</b>	<b>PL</b>	<b>LC</b>	Sensor		Operation panel
							Fabric	Safety	
M932	DJ10	-	-	-	-	-	-	-	○
	DJ10/KH	○	-	-	-	○	○	-	○
	DJ21	○	-	-	○*1	○	○	○	○
	DJ23	-	-	○	-	○	○	○	○
M952	DJ10	-	-	-	-	-	-	-	○
	DJ10/KS	-	○	-	-	○	○	-	○
	DJ22	-	○	-	○*2	○	○	○	○
	DJ23	-	-	○	-	○	○	○	○
M922	DJ33	-	-	○	-	○	○	○	○

\*1 Standard on KH7A & KH7B only. \*2 Standard on KS7C & KS7E only.