

DSU-142-7

Cylinder-bed, 1-needle, Top and Bottom-feed, Lockstitch Machine with thread trimmer


DSU-145U (Double-capacity hook)

DSU-145-7 (with thread trimmer, Double-capacity hook)

Cylinder-bed, 1-needle, Top and Bottom-feed, Lockstitch Machine with Automatically Lubricated for Hook



DSU-145-70B/SC-921CK/M51N/CP-18C



Consistent sewing performance at a high speed

The top-and-bottom feed mechanism provides upgraded feed efficiency, feeding heavy-weight material steadily and smoothly. Even when the machine runs at a high speed, this highly accurate feed mechanism promises consistent sewing performance with no irregular feed pitch.



The smallest cylinder bed diameter


The DSU-142-7 has the smallest cylinder bed diameter in the series at $\phi 44$ mm. <DSU-145 Series is $\phi 50$ mm.> This allows the machine to sew sharp curves of bags, shoes and various small articles smoothly and easily.

- The DSU-142-7 does not have a cover on the underside of the cylinder.



Hook type


- **DSU-145U**
 - **DSU-145-7**
- Double-capacity hook
- **DSU-142-7**
- Standard hook



Automatic lubrication system

Equipped as standard for the DSU-145 Series

By adopting an automatic lubrication system that automatically feeds oil to the hook, the need for hook maintenance is eliminated.



Automatic reverse feed function

Equipped as standard for the DSU-142-7, DSU-145-7

Reverse-feed stitching operation can be started simply by pressing the one-touch-type reverse-feed button. Furthermore, if a suspended ruler is attached on the machine or a 3-dimensional sewing product is sewn, the button can be shifted upward to prevent interruption.



Higher lift of the presser foot

When using the knee lifter, the lift of the presser foot is as high as 15mm (13mm for the machine with a thread trimmer). With this extra space the operator can handle the material on the machine without any difficulties.



SPECIFICATIONS

Model name	DSU-142-7	DSU-145-7	DSU-145U
Max. sewing speed	2,000sti/min*		
Max. stitch length	5mm (forward/backward)	6mm (forward/backward)	
Needle bar stroke	37mm		
Lift of the presser foot	By hand: 6mm, By knee: 13mm		By hand: 7mm, By knee: 15mm
Thread take-up	Link type		
Alternating vertical movement	2~5mm		
Hook	Horizontal-axis hook	Horizontal-axis double-capacity hook	
Needle (at the time of delivery)	DP×17 (#18) #14~#18	DP×17 (#21) #14~#22	
Thread	#50~#20	#50~#8	
Lubrication	—	By an oiler (hook: automatic)	
Lubricating oil	JUKI New Defrix Oil No.1 (equivalent to ISO VG7)		
Cylinder-bed diameter	φ44mm	φ50mm	
Distance from needle to machine arm	270mm		
Weight of the machine head	39kg		36kg
Automatic reverse feed function	Provided as standard		—
Power supply	Single-phase 100~120V, 220~240V, 3-phase 200~240V		—

* sti/min is the abbreviation for "stitches per minute"

WHEN YOU PLACE ORDERS

Please note when placing orders, that the model name should be written as follows:

With automatic thread trimmer

Head

DSU14270B/□

DSU14570B/□

Pneumatic auto-lifter	Code
Pedal switch type (AK146B)	B
Knee switch type (AK146C)	C
Not provided	—

Pneumatic auto-lifter	Code
Pedal switch type (AK146B)	B
Knee switch type (AK146C)	C
Not provided	—

Control box

SC921C□

Motor

M51N

Power supply	Code
Single-phase 100~120V	S
3-phase 200~240V	D
Single-phase 200~240V	K
Single-phase 200~240V (for CE)	N

Without automatic thread trimmer

Head

DSU145U

JUKI

<https://www.juki.co.jp/en>

JUKI CORPORATION
SEWING MACHINERY & SYSTEMS BUSINESS UNIT

2-11-1, TSURUMAKI, TAMA-SHI, TOKYO 206-8551, JAPAN
PHONE: (81) 42-357-2383 FAX: (81) 42-357-2274

JUKI TECHNOSOLUTIONS CORPORATION
NAGOYA OFFICE

1-1801, KAMIYASHIRO, MEITO-KU, NAGOYA-SHI, AICHI 465-0025 JAPAN
PHONE: (81) 52-772-6412 FAX: (81) 52-772-6420



Registered Organization: JUKI CORPORATION Head Office
The Scope of the Registration: The activities of research, development, design, sales, distribution, and maintenance services of industrial sewing machines, household sewing machines and industrial robots, etc., including sales and maintenance services of data entry systems.

- Specifications and appearance are subject to change without prior notice for improvement.
- Read the instruction manual before putting the machine into service to ensure safety.

May, 2024 Printed in Japan(TN)