

Important Notice !

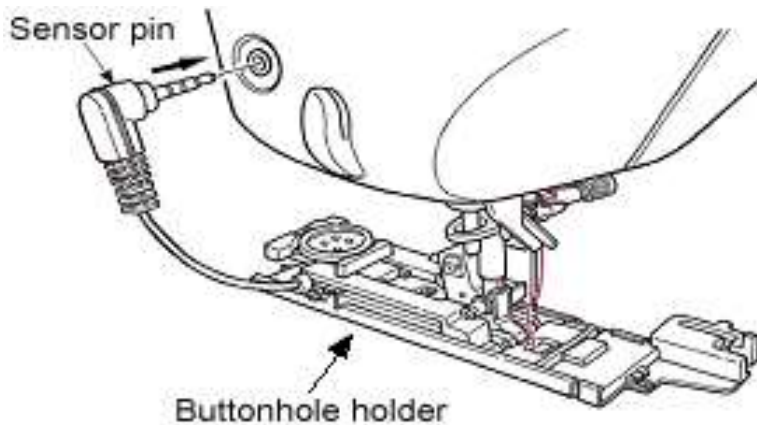
Cautions when using the buttonhole holder of the HZL-F series sewing machines

JUKI Corporation

April 18, 2011

We highly appreciate your selection and use of our products and hope that using our products have and will bring you continued enjoyment and satisfaction.

In the meantime, we would like to inform you that you need to insert the sensor pin into the hole completely before you use the buttonhole holder of the HZL-F series sewing machines, in order not to cause possible damage to their circuit boards due to incomplete insertion.



If you start the machine without inserting the sensor pin of the "buttonhole holder" into the hole completely, you will see the following message appear on the display for an instant.

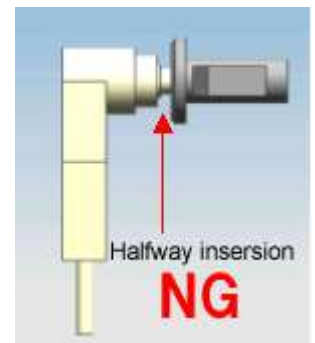
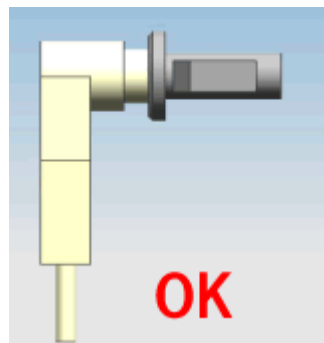
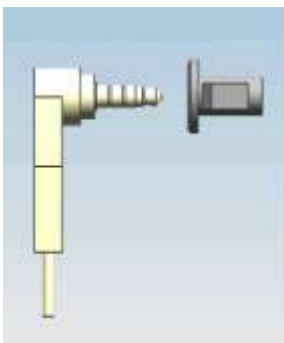
In that case, you need to immediately insert the pin completely and then restart the product machine.



【 Correct way to insert the sensor pin into the buttonhole holder 】

The sensor pin is being inserted completely.

The sensor pin is being inserted incompletely.



[Models subject to these Cautions]

Three models: HZL-F300, HZL-F400, HZL-F600

Please feel free to contact us if you have any questions:

JUKI CORPORATION Home Sewing Company