

ISM Series



*Please contact our sales for more details.

*4 Purchasing additional cases makes you expand the reel storage capacity.

*5 *6 Individual shims(for 15") are included. *5 80shims *6 40shims

ISM 500 position *Please contact our sales for more details.

JUKI **ESSEGI**
AUTOMATION

JAB
CMM01

EMIS
ES0 14001
ES0050

JSA
JSA

JUKI CORPORATION HEAD OFFICE
The activities of research, development, design, sales,
marketing, production, maintenance service and after sales
supporting machine, tool and spare machine and industrial robot, etc.
including sales and maintenance services of data entry systems.



What is **ISM Series**

ISM Series is basically an automatic warehouse.
ISM can load and unload parts automatically.
BUT not only that, ISM is also a solution that manages parts efficiently and effectively.

Many practical benefits

- ☐ Reduces inventory counts
- ☐ Follows FIFO order
- ☐ Prevents from collecting errors
- ☐ Simplifies parts data retrieval
- ☐ Eliminates duplication
- ☐ Saves spaces
- ☐ Humidity control and MSD tracking
- ☐ Bag and cut tape management
- ☐ More efficient use of work force
- ☐ Thorough management of records



ISM Series Lineup



AMR integrated model
ISM 3600 F.A.



Large capacity,
flexible configuration
ISM 3600



Compact size
ISM 1800




7inch reels only
ISM 1100




Semi-automatic
Storage cabinet
ISM 500



Pick-To-Light Dynamic Storage
Smart Rack Mobile



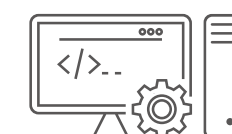
Storage extension module for ISM3600
ISM 3900



Parts Registration System
Incoming Material Station 2.0



ISM software server
AutoSMD



Visualization
Dashboard



Cases



ESD SAFE



ITEM-FRIENDLY


3 types



Thickness adjustable

Maximum 88mm

Optimize storage space



Available for various parts

For individual/spare parts and tray.

General purpose case compatible (OP)



※NON-ESD



ISM Series Features



Insertion & Extraction at one time

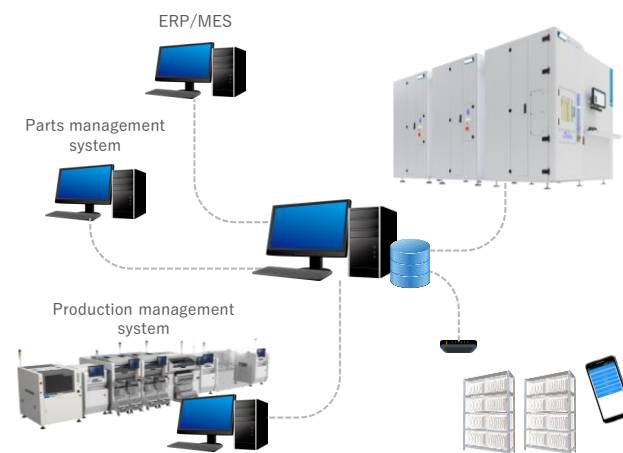


- Cases can be stock up to 27/54 reels at one shot
- Load & unload one place without walking around the warehouse



System Integration

- File exchange and Web API standard
- Inventory, location, and MSL management
- Integration with core systems and others



Easy Layout

- Easy to relocate^{*1}
- Scalability

※1 Please consult with us in advance



Saving Spaces



- Save upper dead space
- Free location



External Shelf Management



- Normal shelf and drybox managed by ISM server
- No limitation on shape, size or weight



Traceability

- Traceability in each parts
- Defective parts traceability



Skill Less

- Easy and simple operation
- Take less time

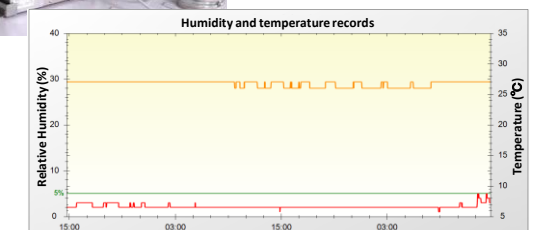


Humidity Control

- Dehumidifier can be equipped^{*2}
- System management of floor life^{*3}



- ※2 Dehumidifier is equipped on top of a machine. Please refer to the spine for dimensions.
- ※3 Moisture absorption life when exposed to air after opening moisture-proof packaging.



ISM Series Before & After

Registration


Load & reload

Unload

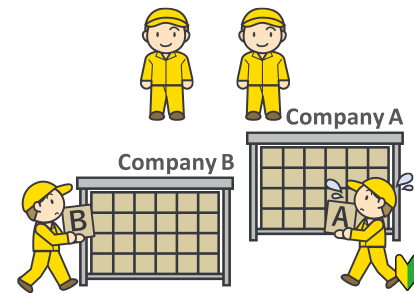
Setup and production

Counting / Traceability


Before




- Manual operation
- Double checking by 2+ people



- Fixed location
- Separate management for each customer



- Walk around shelves
- Right-In / Left-Out
- Picking errors

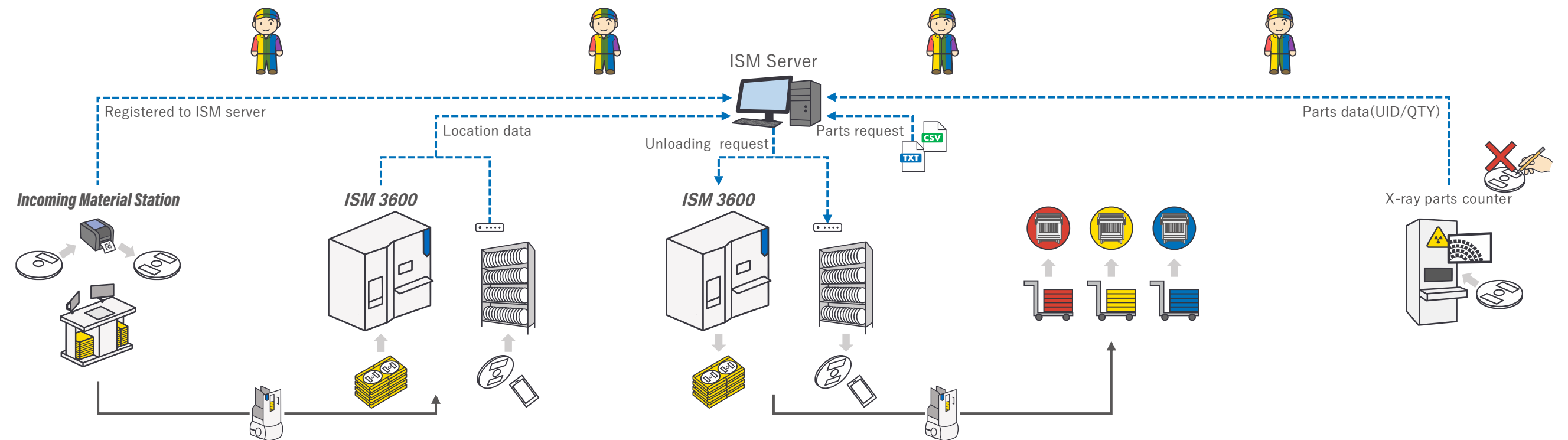


- Sorting work for each trolley
- Rearranging in the order of feeders (cassettes)



- Counting
- MSL calculation
- Inventory

After



- ✓ IMS auto recognition
- ✓ Checking by software
- ✓ Printing label
- ✓ Picture traceability

- ✓ Auto-loading
- ✓ Free location
- ✓ Management regardless of customer
- ✓ External shelves integrated

- ✓ Auto-unloading
- ✓ FIFO followed
- ✓ No human error

- ✓ Loading by cart
- ✓ Auto unload in feeder order

- ✓ X-ray counter
- ✓ MSL report
- ✓ Inventory with data

AUTO
MATION

SPACE
SAVING

NO
HUMAN
ERROR

SYSTEM
INTEGRA
TION

SKILL
LESS

EASY
INVENTORY