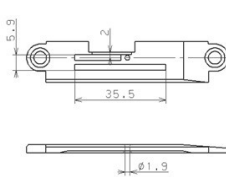
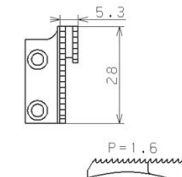
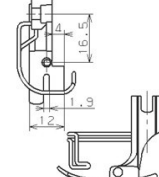
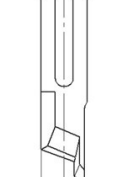
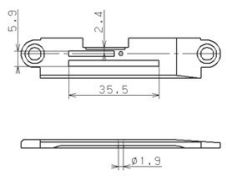
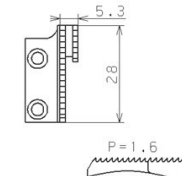
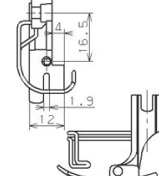
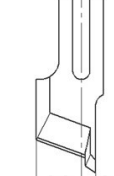
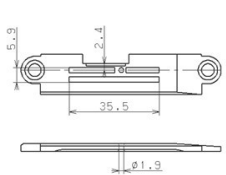
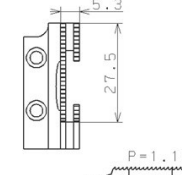
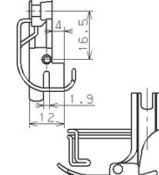
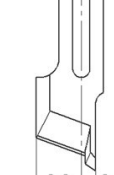
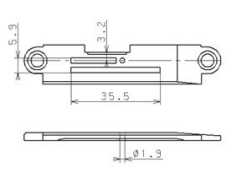
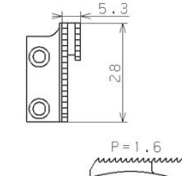
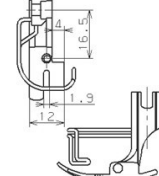
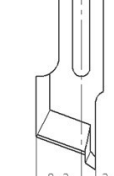
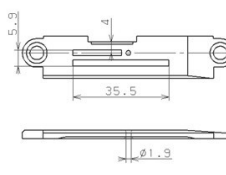
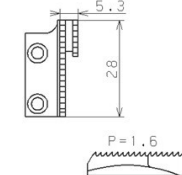
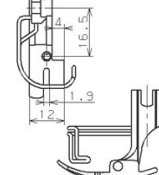
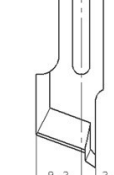
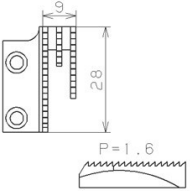
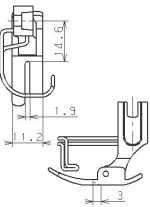
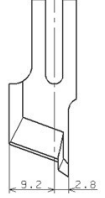
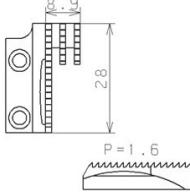
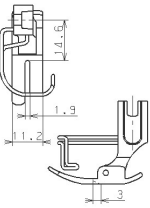
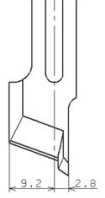
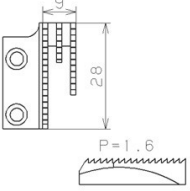
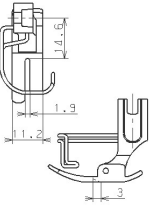


C/N	ゲージ		送り歯		押え(組)		メス		コメント
	品番	図	品番	図	品番	図	品番	図	
1	2501	B1190522Y0A 	B1613522N00A 	B1524522NB0A 	B4145530C00 				後メスタイプ。
2	2502	B1190522X00 	B1613522N00A 	B1524522NB0A 	B4121522000 				
3	2503	B1190522X0B 	B1613522N0C 	B1524522NB0A 	B4121522000 				B1190522X00に対し、送り溝を2→3にしたもの。
4	2504	B1190522S00 	B1613522N00A 	B1524522NB0A 	B4121522000 				D仕様出荷の標準仕様ゲージ DLM-5200NHには付属同梱されています。
5	2505	B1190522Y00 	B1613522N00A 	B1524522NB0A 	B4121522000 				

C/N	ゲージ		送り歯		押え(組)		メス		コメント
	品番	図	品番	図	品番	図	品番	図	
11	2511	B1190522T0D	B1613522N0D	B1524522NB0A	B4121522000				B1190522T00に対し、送り溝を2→3にしたもの。
12	2512	B1190522Y0F	B1613522N00A	B1524522NB0A	B4121522000				
13	2513	B1190522U00	B1613522W00A	B1524522AB0	B4121522000				H仕様出荷の標準仕様ゲージ。
14	2514	B1190522U0A	B1613522A0AA	B1524522AB0	B4121522000				4枚歯布づまり防止用。
15	2515	B1190522Y0B	B1613522W00A	B1524522AB0	B4121522000				

C/N	ゲージ		送り歯		押え(組)		メス		コメント
	品番	図	品番	図	品番	図	品番	図	
16	2516	B1190522V00	B1613522W00A		B1524522AB0		B4121522000		
17	2517	B1190522V0A	B1613522B00		B1524522AB0		B4121522000		B1190522V00に対して送り溝長さを短縮。
18	2518	B1190522Y0M	B1613522W00A		B1524522AB0		B4121522000	