

**JUKI®**

**DDL-5550N**

**DDL-5550N-7** (with automatic thread trimmer)

1-needle, Lockstitch Machine



DDL-5550N-7-WB/CP-18A

**DDL-5550N Series**

1-needle, Lockstitch Machine


Newly developed lockstitch machine provides upgraded quality and a comfortable production environment that increases efficiency.



DDL-5550N


Sewing mechanism that demonstrates outstanding responsiveness to materials to be sewn.

The thread take-up mechanism, feed mechanism, thread paths and hook have been further improved to enhance responsiveness to material changes and to ensure consistent stitch quality.



Sure thread trimming mechanism.

The machine comes with a thread trimming mechanism that performs speedy and sure thread trimming to achieve highly efficient sewing work.



The arm configuration is designed to provide a larger sewing space.

Permits easier cloth handling while sewing.



Higher lift of the presser foot.

The ample lift of the presser foot makes it easier to set or remove materials or to sew overlapping sections.



The feed and lubricating mechanisms have been improved in durability.

The durability of the machine frame and components has been improved. This will result in long-range economy.

## OPTIONS (With its full array of options, the machine further increases productivity.)

### ● Auto-lifter AK85 (pedal-driven)



### ● Micro-lifter Part No.: 112-43763

This device can be installed on the back of the faceplate. It is very convenient for frequent use.

### ● Remaining bobbin thread detector AE-4\* Part No.: GAE-040000A0

When the amount of remaining bobbin thread reaches the setting, the buzzer will sound to warn the operator not to press on the front part of the foot pedal. With this function, the operator doesn't have to look away from the sewing work to check the bobbin thread.

\* To retrofit the AE-4 to your existing machine, I/O unit A (part number: 400-06080), which is separately available, is required.



### ● Material edge sensor ED-2

When the sensor detects a material edge, it immediately stops the sewing machine and actuates the thread trimmer. This enhances productivity by allowing the operator to conduct sewing work without running to look out for missing stitches.



## Newly developed control box/Compact-size servomotor

### SC-920C/M92

■ The new model control box, which energy-saving mode is provided.

The new model control box SC-920C has been newly developed. The control box is resistant to voltage fluctuations, noise and vibration.


The new model control box is provided with an energy-saving mode for the first time in a control box for sewing machines.

It reduces power consumption during standby time when the motor is not rotating by approximately 25% (in comparison with the SC-910N).

In addition, the current DDL-5550N-7 is lavished with the latest energy-saving technologies, including the adoption of the latest compact servomotor M92, to be more friendly to the environment, as well as to provide the power reducing effect and to increase productivity.



SC-920C



M92


## The operation panel can be selected according to the process.

### CP-18A, CP-180A

■ Two different operation panels, the CP-18A and CP-180A are applicable to the DDL-5550N-7. Both operation panels are provided with the production support function.

The production support function actually consists of three different functions (six different modes)

1. Output control function
  - ① Target No. of products display mode
  - ② Target-actual result difference display mode
2. Operation measuring function
  - ① Sewing machine availability display mode
  - ② Pitch time display mode
  - ③ Average speed of stitch display mode
3. Bobbin counter function
  - ① Bobbin counter display mode



CP-18A



CP-180A

#### Function comparison table between CP-18A and CP-180A

Main function	CP-18A	CP-180A
Production support function	○	○
Automatic reverse-feed stitching (performed at start/end of sewing; selectable)	0 to 15 stitches	0 to 19 stitches
Double reverse-feed stitching (performed at start/end of sewing; selectable)	0 to 15 stitches	0 to 19 stitches
Constant-dimension sewing (performed at start/end of sewing; selectable)	—	0 to 500 stitches, 0 to 19 stitches
Rectangular stitching (performed at start/end of sewing; selectable)	—	0 to 99 stitches, 0 to 21 stitches
Multi-layer stitching	0 to 15 stitches, 0 to 9 times	0 to 19 stitches, 0 to 9 times
Bobbin thread counter display (10/15/20 stitches/count; selectable according to the internal setting, max. 9999)	—	○
Needle up/down correction (1 stitch stroke or needle up/down according to the internal setting) (changeable between "up → down" and "down → up")	—	○
Automatic sewing (selectable between constant-dimension sewing and rectangular sewing)	—	○
Max. sewing speed control dial	—	○
Display of the number of revolution of sewing machine (combined with the SC920)	—	○

## SPECIFICATIONS

Model name	DDL-5550N	DDL-5550NA	DDL-5550NH
Application	For medium-weight materials	For light-weight materials	For heavy-weight materials
Max. sewing speed	5,500sti/min*	4,000sti/min*	
Max. stitch length	5mm	4mm	5mm
Needle bar stroke	30.7mm	29mm	35mm
Lift of the presser foot	By hand: 5.5mm, By knee: 13mm	By hand: 4mm, By knee: 9mm	By hand: 5.5mm, By knee: 13mm
Needle (at the time of delivery)	DB×1 (#14) For JE: 134 (Nm75)	DA×1 (#9) For JE: 134 (Nm65)	DB×1 (#21) For JE: 134 (Nm130)
Hook	Automatic-lubricating full-rotary hook		
Lubrication	Automatic		
Lubricating oil	JUKI New Defrix Oil No.1 (equivalent to ISO VG7)		

Model name	DDL-5550N-7	DDL-5550NA-7	DDL-5550NH-7
Application	For medium-weight materials	For light-weight materials	For heavy-weight materials
Max. sewing speed	5,000sti/min*	4,000sti/min*	
Max. stitch length	4mm		5mm
Needle bar stroke	30.7mm	29mm	35mm
Lift of the presser foot	By hand: 5.5mm, By knee: 13mm	By hand: 4mm, By knee: 9mm	By hand: 5.5mm, By knee: 13mm
Needle (at the time of delivery)	DB×1 (#14) For JE: 134 (Nm75)	DA×1 (#9) For JE: 134 (Nm65)	DB×1 (#21) For JE: 134 (Nm130)
Hook	Automatic-lubricating full-rotary hook		
Lubrication	Automatic		
Lubricating oil	JUKI New Defrix Oil No.1 (equivalent to ISO VG7)		
Automatic reverse feed function	Provided as standard		
Power requirement	Single-phase 100~120V, 200~240V, 3-phase 200~240V		
Power consumption	650VA		
Total weight	81kg		

\* "sti/min" stands for "Stitches per Minute"

## WHEN YOU PLACE ORDERS

Please note when placing orders, that the model name should be written as follows:

DDL5550N  DDL5550N  7

Application	Code
For medium-weight materials	/
For light-weight materials	A
For heavy-weight materials	H

Wiper and automatic reverse feed function		
Wiper	Automatic reverse feed function	Code
Not provided	Provided	0B
Provided	Provided	WB

Auto-lifter (optional)	Code
Not provided	/
Provided (AK85)	AK

### ● PSC box

SC920C

PSC box				Code
For JA (LA)*	Single-phase	100~120V	PFL	S
For JA*, General Export	3-phase	200~240V	PFL	D
For General Export	Single-phase	200~240V	PFL	K
For EU (CE)	Single-phase	200~240V	PFL	N
For China	Single-phase	200~240V	PFL	U

\*JA: North America and Central and South America.

### ● Motor for SC

M92

### ● Operation panel

Operation panel	Code
CP-18A	CP18A
CP-180A	CP180A

● To order, please contact your nearest JUKI distributor.



**JUKI CORPORATION HEAD OFFICE**  
An environmental management system to promote and conduct the following:  
(1) Eco-friendly development of products and technologies  
(2) Green procurement and green purchasing  
(3) Energy conservation (reduction in carbon-dioxide emissions)  
(4) Resource saving (reduction of papers purchased, etc.)  
(5) Reduction and recycling of waste  
in the activities of research, development, design, sales, distribution, and maintenance services of industrial sewing machines and industrial robots, etc., including sales and maintenance services of data entry systems.

**JUKI**® 2-11-1, TSURUMAKI, TAMA-SHI,  
TOKYO 206-8551, JAPAN  
PHONE : (81) 42-357-2254  
FAX : (81) 42-357-2274  
http://www.juki.com

\* Specifications and appearance are subject to change without prior notice for improvement.  
\* Read the instruction manual before putting the machine into service to ensure safety.  
\* This catalogue prints with environment-friendly soy ink on recycle paper.