

**ACCESSORIES
CATALOGUE**




Overlocker/Serger Accessories

Oct. 2020 Edition

Standard Presser Foot

This presser foot is used for regular overlock stitching. It can also be used for sewing in tape while overlocking the edge of the fabric.

The shape, functionality and guide line positions differ depending on the model. For details, refer to the manual supplied with your machine.



MO-2000QVP MO-1000	MO-80CB	MO-114DN MO-104DN	MO-50e MO-50eN	MCS-1500N
40134861	40233699	A1501-800-0A0	40131302	40122001

Blind Stitch Presser Foot (For Right Needle)

This presser foot is used to sew blind hem stitching while overlocking the edge of the fabric.

With this presser foot, the fabric edge, folded in three, can be inserted and the guide plate and positioned so that stitching will not be visible from the right side of the fabric. Since this presser foot is designed specifically for use with the right needle, it cannot be used with the left needle of a two-needle sewing machine.




MO-2000QVP MO-1000	MO-80CB	MO-114DN MO-104DN	MO-50e MO-50eN	MCS-1500N
40138091	—	A9810-634-0A0A	—	—

Universal Blind Stitch Presser Foot (For Right & Left Needle)

This presser foot is used to sew blind hem stitching, decorative flatlock or pintucks.

This presser foot can be used with either the right or the left needle and has a guide plate that can be moved within a wide range. Since the seam width can be adjusted, this presser foot is also useful for decorating by sewing along a folded edge with decorative flatlock or with roll hem (pintuck) stitches.



MO-2000QVP MO-1000	MO-80CB	MO-114DN MO-104DN	MO-50e MO-50eN	MCS-1500N
40149058	40131946	A9521-634-0A0A	40131946	—

Elasticator Presser Foot

This presser foot is used for sewing in elastic tape while overlocking the edge of the fabric.

Tension is applied to the elastic tape by the roller guide at the front of the presser foot, stretching the tape while it is sewn in. The tension can be adjusted with the roller clamping screw. Elastic tape with a width of 5 to 8 mm width is best.



MO-2000QVP MO-1000	MO-80CB	MO-114DN MO-104DN	MO-50e MO-50eN	MCS-1500N
40138095	With guide 40233726 Without guide 40131947	A9815-655-0A0A	With guide 40233726 Without guide 40131947	—

Cording Presser Foot

This presser foot is used for sewing on nylon thread or wire for crafts.

Hook the nylon thread or wire on the two gimp guides before sewing. This will give tension to fabric edges, such as on frills, and prevent them from collapsing.



MO-2000QVP MO-1000	MO-80CB	MO-114DN MO-104DN	MO-50e MO-50eN	MCS-1500N
40138099	—	A9820-655-0A0A	—	—

Beading Presser Foot

This presser foot is used for sewing on strands of pearls, beads or sequins.

Braiding of a width of up to 4 mm as well as transparent or decorative threads can be sewn on. The strand can also be sewn in the middle of fabric by sewing along a folded edge with flatlock.



MO-2000QVP MO-1000	MO-80CB	MO-114DN MO-104DN	MO-50e MO-50eN	MCS-1500N
40138106	40131949	A9870-634-0A0A	40131949	—

Curved Beading Presser Foot

This presser foot is used for sewing on strands of pearls, beads or sequins along curves.

Braiding of a width of up to 4 mm can be sewn onto an outside curve (toward the left) with a diameter of at least 15 cm. This presser foot being short at the front allows it to easily follow curves.



MO-2000QVP MO-1000	MO-80CB	MO-114DN MO-104DN	MO-50e MO-50eN	MCS-1500N
40149059	—	A9511-634-0A0A	—	—

Piping Presser Foot

This presser foot is used for sewing on piping while overlocking the edge of the fabric.

Sew along the edge of the piping with the tubular part of the tape fed into the groove along the bottom of this presser foot. Use either both needles or only the left needle with this presser foot.



MO-2000QVP MO-1000	MO-80CB	MO-114DN MO-104DN	MO-50e MO-50eN	MCS-1500N
40138103	40131950	A9865-655-0A0A	40131950	—

Gathering Presser Foot

This presser foot is used for sewing together two pieces of fabric while creating gathers.

Using the differential feed, gathers can be created in only the lower piece. You can adjust the amount of fabric that is gathered by changing the differential feed between 1.5 and 2.0. Gathers can also be created in a single piece of fabric.



MO-2000QVP MO-1000	MO-80CB	MO-114DN MO-104DN	MO-50e MO-50eN	MCS-1500N
40138121	40131948	A9860-655-0A0C	40131948	—

Taping Foot

This presser foot is used for sewing in tape while overlocking the edge of the fabric.

Feed the tape into the slot at the front of the presser foot, and adjust the guide according to the width of the tape. Use this presser foot to insert tape along shoulder seams in order to reinforce them.



MO-2000QVP MO-1000	MO-80CB	MO-114DN MO-104DN	MO-50e MO-50eN	MCS-1500N
—	40131951	—	40131951	—

Chain Stitch Presser Foot

This presser foot is designed specifically for sewing chain stitches.

Use the left needle with this presser foot. (Be sure to remove the right and center needles before using this presser foot.)




MO-2000QVP MO-1000	MO-80CB	MO-114DN MO-104DN	MO-50e MO-50eN	MCS-1500N
—				40177370

Coverstitch Hem Guide

This guide is used for setting the folded width of the fabric and the stitching position for coverstitching.

This guide can set the folded width of the fabric and align the edge of the fabric from the back side, where it is difficult to see the coverstitching. First fold the fabric to the width that is to be sewn, and then adjust the guide according to the width of the fold. This guide is perfect for finishing pant and sleeve hems of clothes.




MO-2000QVP MO-1000	MO-80CB	MO-114DN MO-104DN	MO-50e MO-50eN	MCS-1500N
—				40177371

Upper Looper Converter

Two-thread overlocking or flatlock can be sewn with a 3/4-thread overlock sewing machine.

By covering the upper looper, you can sew with only two threads (lower looper thread and needle thread). Although two pieces of fabric cannot be sewn together, you can easily sew overlocking with two threads.



MO-2000QVP MO-1000	MO-80CB	MO-114DN MO-104DN	MO-50e MO-50eN	MCS-1500N
—		A9825-634-0A0		—

Waste Collector

This box collects scraps of fabric cut by the overlock sewing machine.

This is useful for throwing out all scraps after work is completed, without allowing them to scatter around the work area. When storing the sewing machine, accessories such as the foot controller can be stored in this box.




MO-2000QVP MO-1000	MO-80CB	MO-114DN MO-104DN	MO-50e MO-50eN	MCS-1500N
40134096	—	A910-880-L000		—

Extension Table Set

Attaching the extension table expands your workspace.

The included push pin makes sewing circles easy.



MO-2000QVP MO-1000	MO-80CB	MO-114DN MO-104DN	MO-50e MO-50eN	MCS-1500N
—	40233733		—	

Foot Control

This controller can be used to start/stop sewing and adjust the sewing speed with your foot.

Controlling the sewing machine with your foot leaves both of your hands free while sewing.



MO-2000QVP MO-1000	MO-80CB	MO-114DN MO-104DN	MO-50e MO-50eN	MCS-1500N
Please contact your local JUKI dealer				

MO Attachment Set 8pcs

This is a set of eight presser feet that can be used for practical sewing or decorative stitching.

This set contains the following: Blind Stitch Presser Foot (For Right Needle), Universal Blind Stitch Presser Foot (For Right & Left Needle), Elasticator Presser Foot, Cording Presser Foot, Beading Presser Foot, Curved Beading Presser Foot, Piping Presser Foot, Gathering Presser Foot



MO-2000QVP MO-1000	MO-80CB	MO-114DN MO-104DN	MO-50e MO-50eN	MCS-1500N
40149062	—	40123395	—	

MO Attachment Set 6pcs

This is a set of six presser feet that can be used for practical sewing or decorative stitching.

This set contains the following: Blind Stitch Presser Foot (For Right Needle), Elasticator Presser Foot, Cording Presser Foot, Beading Presser Foot, Piping Presser Foot, Gathering Presser Foot



MO-2000QVP MO-1000	MO-80CB	MO-114DN MO-104DN	MO-50e MO-50eN	MCS-1500N
40149061	—	40064938	—	

MO Attachment Set 3pcs

This is a set of three presser feet that can be used for practical sewing or decorative stitching.

This set contains the following: Blind Stitch Presser Foot (For Right Needle), Elasticator Presser Foot, Cording Presser Foot



MO-2000QVP MO-1000	MO-80CB	MO-114DN MO-104DN	MO-50e MO-50eN	MCS-1500N
40149060	—	40064939	—	—

MO Attachment Set 6pcs (For MO-50e)

This is a set of six presser feet that can be used for practical sewing or decorative stitching.

This set contains the following: Universal Blind Stitch Presser Foot (For Right & Left Needle), Elasticator Presser Foot, Beading Presser Foot, Piping Presser Foot, Gathering Presser Foot, Taping Foot



MO-2000QVP MO-1000	MO-80CB	MO-114DN MO-104DN	MO-50e MO-50eN	MCS-1500N
—	40134119	—	40134119	—

Overlocker/Serger Accessories List

	MO-2000QVP MO-1000	MO-80CB	MO-114DN MO-104DN	MO-50e MO-50eN	MCS-1500N
Standard Presser Foot	40134861	40233699	A1501-800-0A0	40131302	40122001
Blind Stitch Presser Foot (For Right Needle)	40138091	—	A9810-634-0A0A	—	
Universal Blind Stitch Presser Foot (For Right & Left Needle)	40149058	40131946	A9521-634-0A0A	40131946	—
Elasticator Presser Foot	40138095	With guide 40233726 Without guide 40131947	A9815-655-0A0A	With guide 40233726 Without guide 40131947	—
Cording Presser Foot	40138099	—	A9820-655-0A0A	—	
Beading Presser Foot	40138106	40131949	A9870-634-0A0A	40131949	—
Curved Beading Presser Foot	40149059	—	A9511-634-0A0A	—	
Piping Presser Foot	40138103	40131950	A9865-655-0A0A	40131950	—
Gathering Presser Foot	40138121	40131948	A9860-655-0A0C	40131948	—
Taping Foot	—	40131951	—	40131951	—
Chain Stitch Presser Foot	—				40177370
Coverstitch Hem Guide	—				40177371
Upper Looper Converter	—		A9825-634-0A0	—	
Waste Collector	40134096	—	A910-880-L000	—	
Extension Table Set	—	40233733	—		
Foot Control	Please contact your local JUKI dealer				
MO Attachment Set 8pcs	40149062	—	40123395	—	
MO Attachment Set 6pcs	40149061	—	40064938	—	
MO Attachment Set 3pcs	40149060	—	40064939	—	
MO Attachment Set 6pcs (For MO-50e)	—	40134119	—	40134119	—